

# DESSERT




# 甜點

*This section will explain the rule additions for the Expert Menu. The flow of the rest of the game is otherwise the same as in the Simple Menu.*





## Game Setup

Randomly shuffle the 8 House Special tiles and deal one to each player. These tiles are placed face-up on the House Special space on their menu. The undealt House Special tiles will not be used in this game.

## Unlocking Recipes

The Expert Menu introduces the concept of locked dishes. Players do not start with the ability to cook all the dish servings - some of them will need to be learnt in order to be cooked. These are signified by a . Players may cook dish servings until they hit a . Therefore, if the  is the first serving of a dish, they may not cook that dish serving until it is unlocked.



A  may be removed by reading (using) 2 Recipe Books. Cross off the  to show that the rest of this dish is now available to be cooked (Example 7). **Players who have enough Recipe Books are free to unlock any  from any dish at any time.** You may also cross off a  by crossing off a Recipe. But beware - this will result in negative points at the end of the game!

## EXAMPLE 7



## Fridge

In the Expert Menu, you do not start with 5 ingredients and 1 Recipe Book in your Fridge as in the Simple Menu. Instead, you may use 2 ingredients (as noted by the ChefHats), and may earn more as you complete your House Special dish servings.

Sufya rolls. She crosses off 1 x Recipe Book from her Fridge to unlock this Seafood dish. She has enough ingredients to cook the first Seafood dish serving.



## House Special

The Expert Menu also introduces a House Special dish for each player. At the beginning of the game, one House Special tile is dealt to each player face-up. These dishes may only be cooked by the player who owns that recipe for a large number of taste points. Cooking the House Special also unlocks more ingredients from the Fridge to be used, up to 2 more for a total of 4 ingredients from the Fridge (see Example 8).


## Pantry

The Expert Menu introduces a Pantry in addition to the Fridge that you start the game with. You do not start with any ingredients in the Pantry, but they can be gained from cooking dish servings. When you cook a dish serving that has an ingredient symbol in the space, circle that corresponding ingredient in your pantry to be used (from top to bottom). You will also gain bonus taste points at the end of the game for the ingredients circled in your Pantry. Add up these bonus taste points in the wok space provided (see Example 9).

## End of the Game

As with the Simple Menu, the game ends in the turn when at least one player has completed a combination of any 3 dishes (not counting the House Special dish). The player with the most taste points wins! In the case of a tie, the tied player sitting furthest clockwise from the start player is the winner. For a longer game, you may play until a player completes 5 dishes.

## EXAMPLE 8



## EXAMPLE 9



At the end of the game, Sufya's Pantry earns her 17 taste points.

## Rice Dishes

- 鹹魚炒飯 Salted Fish Fried Rice
- 雞絲炒飯 Chicken Fried Rice
- 黃梨炒飯 Pineapple Fried Rice
- 招牌炒飯 House Special Fried Rice

## Vegetable Dishes

- 馬來風光 Sambal Kang Kong
- 麻婆豆腐 Mapo Tofu
- 西蘭帶子 Broccoli with Scallops
- 佛體飄香 Deep Fried Yam Ring with Vegetables

## Seafood Dishes

- 白灼生蝦 Poached Live Prawns
- 佛跳牆 Buddha Jumps Over the Wall
- 避風塘魚 Hong Kong Style Fish
- 蟹黃時菜 Crab Roe with Seasonal Vegetables
- 宮保魚飯 Kung Pao Fish Rice
- 海蜆燻蹄 Jellyfish with Smoked Pig Trotter
- 鮮蝦撈麵 Fresh Prawns with Lo Mein

## Noodle Dishes

- 三撈河粉 Sam Lo Hor Fun
- 廈門炒米 Xiamen Fried Noodles
- 羅漢炒麵 Luohan Fried Noodles
- 招牌炒麵 House Special Fried Noodles

## Meat Dishes

- 咕嚕肉 Sweet and Sour Pork
- 琵琶鴨 Roast Duck
- 回鍋肉 Twice-Cooked Pork
- 蝦醬雞翼 Prawn Paste Chicken

## House Special

- 辣椒螃蟹 Chilli Crab
- 黃金鮮魷 Fresh Squid Deep-fried
- 乾炒牛河 Thick Rice Noodles Pan Fried with Beef
- 韭黃伊麵 Braised E-Fu Noodles with Chives
- 星洲米粉 Singapore vermicelli noodles
- 三寶炒飯 Fried rice with 'three treasures'
- 揚州炒飯 Yangzhou Fried Rice
- 蝦仁炒飯 Shrimp Fried Rice

Made in Singapore  
Manufactured in Taiwan  
© 2020, Origame LLP.  
All rights reserved.



Designed by Daryl Chow  
Produced by Nicholas Pang  
Tested by The Thursday Playtesters  
Illustrated by @launshae

