



**Game Rulebook**



## Space Race: The Card Game

A strategic card game by Jan Soukal and Marek Loskot.

Illustrated by Dalibor Krch.

👤 1-4 players

🕒 30-60 minutes

👤 Age 13+



## Backstory

*“We choose to go to the Moon in this decade...” sound the words of President Kennedy. It’s September 1962. The era of the space race has just begun. This is the era which will send a man to the Moon, push the technological boundaries ceaselessly forward, and perhaps even leave the mighty Soviet Union in economic ruin.*

*Who will be the first to subdue the final frontier? Do you have what it takes to lead a budding space agency into a new age of human achievement?*

## Object of the Game

In *Space Race: The Card Game* each player takes the role of a director of newly formed Space Agencies. The mission is simple: to lead their country into the pages of history as the first nation ever to conquer the Universe. Players hire astronauts and scientists, develop technologies, initiate space programs, and celebrate astonishing breakthroughs.

The game typically starts with players aiming at basic development of their Agencies by collecting mutually supporting cards. Later on, they will combine their acquired cards into powerful combos. The game ends after 7 rounds have been played, which represents 7 decades of space exploration.

## Goal

The goal is to have the most developed Space Agency at the end of the game. The Agency development is measured in Development Points which are awarded for:

- Total level of the Space Agency (the sum of numbers in “coloured arrows” on cards),
- Number of cards in the Laboratory (one point per card in the Lab),
- Breakthroughs (“red” cards) achieved by the Agency.

# Components

## 48 Control Cards

Every player gets 1 set of 12 Control Cards




1 initiative Marker  
(use the card or the rocket)



## 98 Space Race Cards in the deck

Players can acquire these during the game

Propaganda  
(Yellow), 28 cards



Technology  
(Green), 28 cards



Space Program  
(Violet), 28 cards



Breakthrough  
(Red), 14 cards



Back of a  
Space Race card



13 Player Aid Cards



# Basic Concepts & Terms

In *Space Race: The Card Game*, players do not play cards directly from their Hands. Instead, they acquire new cards from a central pool of cards (called the Universe) which is accessible to all players. Furthermore, there are no resources or costs

associated with acquiring the cards. The opportunity to pick the most useful card at any given moment is what matters the most.

## Zones

Over the course of the game, cards are constantly placed in and moved between several game zones:

Central zones accessible to all players:

- **Deck** — This is where players draw cards from.
- **Universe** — This is where players usually get cards for their Space Agencies.

Exclusive zones accessible only to individual players:


- **Space Agency** (or simply Agency) — Acquired cards are placed here. These form the core of the player's space exploration activities.
- **Laboratory** — Cards placed aside representing a player's Laboratory. They can be, occasionally, put directly into the player's Agency as a result of his research activities.
- **Hand** — Each player also has cards hidden in his Hand.

Zones are explained in detail later on page 9.




## Space Race Cards

These cards represent the basic building blocks of the Space Agencies. Over the course of the game, players will strive to get Space Race Cards that best fit their strategies. Every Space Race Card has an icon in the top-left corner that marks its type:



**Propaganda** cards represent iconic Space Race characters and well-known Cold War propaganda activities.

- **Leaders** are marked with a  symbol and represent a special subtype of Propaganda cards.







- **A player can have only one leader in his Agency at any given moment.**
- If an additional leader card is placed in the Agency, one leader (player's choice) must be immediately moved to the Laboratory.

**Technology** cards stand for cutting-edge technologies such as space centres, rockets, and development facilities.

**Space Program** cards represent ongoing ambitious space missions.

**Breakthrough** cards celebrate the human ability to achieve astonishing and unique discoveries.


There are 4 categories of Breakthrough cards in the game marked with an appropriate icon:

-  Reaching for the Stars,
-  Man in Space,
-  Planet Exploration,
-  Search for Extraterrestrial life.




## Abilities

Almost every card in the game has one or more abilities which provide players with various instant bonuses, such as drawing additional cards or placing new cards in the Agency. They are depicted with a card symbol (see the picture).



## Control Cards

Players receive the same set of 12 Control Cards and will use one of them in each round. They represent each player's capability to manage and develop his Space Agency.




Control Cards allow the players:

- to acquire new Space Race Cards for their Agency (of the same type as their current Control Card),
- **and** to activate abilities on cards in their Agency which match the Stage (coloured stripe) of their current Control Card.

Every Control Card can be used only once. Therefore, players should choose wisely which one to use at any given point in the game.

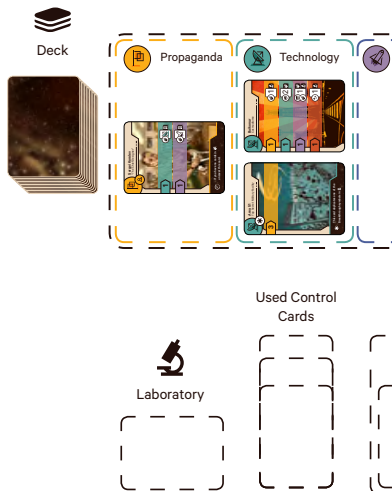
## Levels

Most cards have one or more levels depicted as numbers placed in coloured arrow-shaped fields on the left side. The sum of all colour-matched numbers from all cards in an Agency determines its total level of advancement and development in that area (Stage).



# Game Setup

- 1. Prepare the Deck** — Shuffle all the Space Race Cards and place them in the center of the play area.
- 2. Create the Universe:**
  - a. Take 4, 5, or 6 cards (for a 2-, 3-, or 4-player game) from the top of the Deck and arrange them next to the Deck according to their type (see the picture on the right).
  - b. Then, put 2 additional cards from the Deck face down (do not look at them) next to the face-up cards in the Universe.  
*These cards represent the unexplored universe (discoveries which are yet unknown to players) and will be turned face up later in the game.*
- 3. Give the Initiative Marker** to the player who went stargazing most recently or choose who will play first.
- 4. Each player gets 1 set of 12 Control Cards** that belong to 1 of the 4 competing factions (NASA, ESA, Russia, and Private Sector).
- 5. Players draw Space Race Cards** from the Deck:
  - a. 1st player (the one with the Initiative Marker) draws 3 cards,
  - b. 2nd player (clockwise) draws 4 cards,
  - c. other players (if any) draw 5 cards.





## Setup


The Universe 



A Player's Space Agency 



## Game Zones

 **Universe** — Cards in the Universe represent everything that can presently be invented or explored. It is a shared area from which all players can acquire new cards.



**Hand** — Space Race Cards form players' Hands; they are the initial resources of the newly formed Space Agencies. Players should keep their Hands separate from their Control Cards and hidden from their opponents.



**Space Agency** — Cards in the Agency provide abilities and also contribute towards the Agency's development (level).



**Laboratory** — Cards placed in the Laboratory are turned 90°. Neither their levels nor their abilities can be used. However, cards in the Lab are a good source of Development points and might, occasionally, even be placed directly into an Agency. Cards in a Lab are always kept face up and any player may look at them.

# Gameplay

*Space Race: The Card Game* takes place during 7 rounds (decades). Each round is divided into three phases:

## 1. Phase 1: Manage the Agency

Each player secretly chooses a Control Card for the upcoming round.

## 2. Phase 2: Develop the Agency

Players develop their Space Agencies using abilities on the cards in their Agencies.

## 3. Phase 3: Prepare for the Next Decade

Players put cards from their Hands face down into the Universe.

## Phase 1: Manage the Agency

At the beginning of every round of *Space Race*, players think about their possibilities and decide how to develop their Space Agency. Their choice of Control Card will determine their Agency's development for that round.

- Plan Development** — Every player chooses one of their remaining Control Cards and puts it face down in their Space Agency.


Slide the Control Cards from the previous rounds up to make space for the new card, and to let other players see all previously played Control Cards (see the pictures). After that, set the remaining Control Cards aside. You will not need them until the next round.




Control Cards used in previous rounds

A face-down Control Card chosen for the upcoming round

- Unexpected Opportunities** — Turn all the face-down cards in the Universe face up and place them among the other cards in the Universe according to their type. Also, every player's current Control Cards are turned face up.








New Control Card aligns with Space Race cards in Agency



## Phase 2: Develop the Agency

The actual space exploration and Space Agency development takes place in the second phase of the round. In this phase players go through five Stages in fixed order. Players may only use those abilities on cards in their Agency if they match the Stage of their current Control Card.




1. **Propaganda Stage** — Players with  may use their Propaganda abilities.
2. **Technology Stage** — Players with  may use their Technology abilities.
3. **Space Program Stage** — Players with  may use their Space Program abilities.
4. **Breakthrough Stage** — Players with  may use their Breakthrough abilities.
5. **Bureaucracy** — All players have to resolve their Bureaucracy  abilities.
6. **Emergency Financing** — Players that have no cards in their Hand draw 1 card from the Deck. *“The government has authorized an additional capital injection to the budget of the agency that is on the border of financial collapse.”*
7. (In the 7th round only) After finishing all the Stages above, move on to the End Game & Scoring. The round number can always be determined by counting the Control Cards in any of the Agencies.

## How to Read Abilities



Most of the cards have a symbol that represents an ability. When used, **abilities allow a player to move one or more cards from one game zone to another**, as you can see in the examples below.

Examples of common abilities




Take a Technology card  from the Universe  and place it in your Agency 

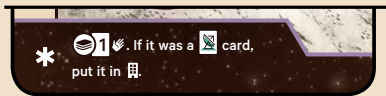


Put **up to 3** cards from the top of the Deck  into your Hand 

Examples of more complex abilities



An ability marked with a  means that the ability is somehow special. Follow the instructions at the bottom of the card where the ability is explained in detail.





Several cards have “combined” abilities (i.e. one ability depicted in the “top row” and another in the “bottom row”).

Before using such an ability, the player has to announce how he will divide the ability power (the number in the middle) among the top row and the bottom row parts.

For example, the ability above allows the player to do one of the following:

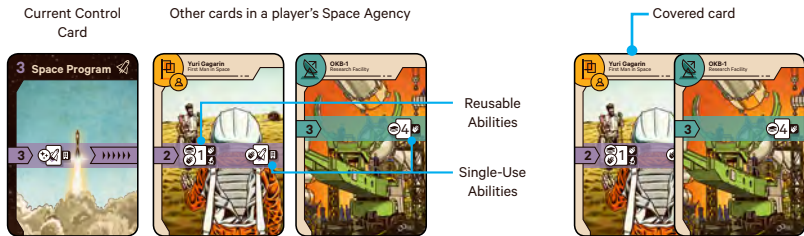
- To put 2 cards from the Deck in his Hand.
- Or to put 1 card from the Deck in his Hand and to put 1 card from his Hand to the Lab.
- Or to put 2 cards from his Hand to the Lab.

### Single-Use vs. Reusable Abilities

Abilities are located either on the left or the right side of a card. This position determines whether the ability

can be used repeatedly or if it is just a single-use ability:


- **Reusable Abilities** appear on the left side of cards. They are weaker and can be used once during each round.
- **Single-Use Abilities** appear on the right side of cards. They usually provide a significant bonus. Immediately after using such an ability, cover **the whole right side** of the card with another card in your Space Agency. Any abilities on the covered side of the card cannot be used anymore. In order to cover a card, you can use the Player’s Aid if necessary (for example if you have not yet added any other cards to your Agency).
  - o **Uncovering Cards** — Some cards in the game allow a player to uncover a covered card’s right side, which makes the ability usable again.



## Available Abilities

During the course of the game, players may use particular abilities only if certain conditions are met.

## Abilities Belonging to a Stage


Players can only use abilities that lay on the same coloured stripe as the stripe activated by the  symbol of the current Control Card (see the picture below).

Active abilities

Inactive abilities




## Bureaucracy Abilities

Abilities marked with  symbol in a card's bottom section are resolved in the Bureaucracy Stage, no matter which Control Card players have chosen for the round.



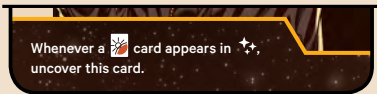
## Immediate Actions

Abilities marked with  symbol in a card's bottom section are always resolved immediately when a card with such an ability is placed in an Agency.



## Permanent Abilities

There are some abilities depicted in a card's bottom section without any preceding symbols. In that case, read the ability description to check when and how such an ability is triggered or if it is a permanent effect.



## How to Resolve Stages

At the beginning of each of the first four Stages (Propaganda, Technology, Space Program and Breakthrough), each player involved in the Stage (by having the appropriate Control Card chosen for this round) determines his total level for that Stage — he simply sums up all the levels connected to the ongoing Stage on all cards in his Agency and on his current Control Card.

The Stage is then played in the following way:

- The player with the highest level may use one of his active abilities. Then the player with the second highest level may use one of his abilities, and so on.
  - If there is a tie, the turn goes to the player with

the Initiative Marker (or the player closest to him in a clockwise order).

- The order is determined only once, just before the Stage starts. It is not recalculated after that and remains the same until the Stage ends even if the level changes.
- If a player does not want to (or cannot) use any of his abilities, he may pass in which case he cannot participate in that Stage anymore.
- After the last player has used one of his active abilities (or passed), the turn reverts to the first player again, who may use another one of his abilities (or may pass). The game continues in this fashion until all players have passed. At that moment, the Stage is over and the game proceeds to the next Stage.

Player 1's Control Cards



Cards in Player 1's Space Agency



Player 2's Control Cards




Cards in Player 2's Space Agency



Let us assume that the round is entering the Space Program Stage. The Space Program level of Player 1 is 8 (6 thanks to his Control Card and 2 for the Titan Rocket card). Player 2 has a Space Program level equal to 4 (3 for his Control Card and 1 for the Sergei Korolev card). Player 1 starts and may use one Space Program ability.

## No Appropriate Card in the Universe?


If a player cannot use the  ability on his **active Control Card** because a card of the appropriate type is not present in the Universe, he can, instead, do one of the following:

- Choose any card from any of the preceding Stages (i.e. a Stage that is already finished) and put it into his Agency.
- **Or** draw 3 cards from the Deck into his Hand.

## Useful Notes

- Players can use abilities on the cards that they add to their Agencies during the round (as long as the abilities are in the active stripe).
- Each particular ability can be used only once per round.
- A player may forego using an ability even if it is active.

## How to Resolve Bureaucracy

The Bureaucracy  is the fifth and last Stage. It is played in nearly the same way as all the previous Stages described above with two minor differences:

- Since there are no level bonuses associated with the Bureaucracy, this Stage always starts with the player with the Initiative Marker and continues in a clockwise order.
- *“Nobody can escape the bureaucracy!”* — Players are not allowed to pass until they have resolved **all** of their Bureaucracy abilities.

Some of these abilities, however, begin with *“You may...”*, in which case the player might decide whether to use the ability or not.



## Phase 3: Prepare for the Next Decade

During the last phase of the round, players have the opportunity to influence which cards will be available in the Universe in the upcoming round:





1. **Clever Investments** — Every player (starting with the one with the Initiative Marker) may put any number of cards from his Hand into the Universe face down.
  - The maximum number of cards any player can have in his Hand at the end of this step is 7. Any additional cards must be placed in the Universe. *“A Space Agency is not a for-profit corporation. Allocated resources must be utilized.”*
  - If a player has 7 or less cards in his Hand, he may skip this step.

2. **Unexplored Universe** — If there are fewer face-down cards in the Universe than the number of players, add face-down cards into the Universe from the deck until there is one face-down card per player.
3. **True Visionaries** — Shuffle the face-down cards in the Universe. Then:
  - turn 1 of them face up in a 2-player game,
  - turn 2 of them face up in a 3- or 4-player game.
  - Arrange these cards in the Universe according to their types. All the other cards in the Universe stay in place.
4. **Move the Initiative Marker clockwise.**

Then enter a new decade (round) of the space conquest by moving on to Phase 1: Manage the Agency.

## End Game & Scoring

After the end of the seventh round, it is time to determine which player has built the most advanced Space Agency. Who was able to achieve the most significant Breakthroughs? Whose name is now permanently written in history? It all depends on Development Points which are awarded for:

1. **Total Space Agency Level** — Sum of all the levels (coloured numbers) on cards in the Agency except for Control Cards.
2. **Laboratory Power** — 1 Development Point for each card in the Laboratory.
3. **Breakthrough Categories** — 6 Development Points for every Breakthrough category (, , , and ) in which the Agency has the most symbols (see examples on the next page and on page 18).



- In the event of a tie in any of the Breakthrough categories, all Space Agencies involved receive 6 Development Points.
- Agencies only receive a total of 6 Development Points for every Breakthrough category they win. They do not receive 6 Development Points for every card in that category.

**The player whose Space Agency has received the most Development Points is declared the winner of Space Race.**

If there is a tie, each involved player uses the total level of the most powerful Stage of his Agency or the Laboratory power as a tiebreaker. If there is still a tie, use the 2nd highest number, and so on.

### Scoring Example

**Laboratory power:**  
+2 Dev. Points total  
(+ 1 per card in the Laboratory)

**Breakthrough:**  
+6 Points for having the most ☄ symbols

Players receive no Development Points for their Control Cards or cards in Hand.

**Total Space Agency level:** +13 Development Points

*In this example, the player would receive a total of 21 Development Points (13 for his total Space Agency level, 2 for his Laboratory power, and 6 for having the most ☄ Breakthrough symbols).*

## Breakthrough Scoring Example


+6



Player 1's Breakthrough cards

Player 1 achieved the most Breakthrough symbols in Reaching for the Stars 🌠 category and therefore receives 6 Development Points for this category. Player 1 is also tied with Player 2 for achieving the most symbols in the Man in Space 🚀 category (no one has more of them) and receives 6 Development Points for that category as well.

+6



0



Player 2's Breakthrough cards

Player 2 has only one Breakthrough symbol in the Reaching for the Stars 🌠 category, which is not enough to score Points for it. However, Player 2 receives 6 Development Points for being tied for the lead in the Man in Space 🚀 category.

+6



Because neither player has searched for extraterrestrial life 🍀 nor explored other planets 🌍, no one gets Points for these categories.

# The Cold War (Alternate Scoring Variant)

In this variant, *Space Race: The Card Game* is played in the same way as the standard game. The scoring, however, is quite different — it makes earning Development Points much harder. Almost every move players make is of immense importance and can result in winning or losing the game. We recommend this variant to experienced players who want the challenge of a higher degree of strategy, complexity, and indirect interaction.

In the Cold War variant, a Space Agency scores Development Points in the following way:

1. **Levels** — The Agency scores 1 Point for every other Agency that has a lower total Propaganda level. It then scores Points for comparing Technology, Space Program, and Breakthrough levels in exactly the same way.

2. **Laboratory Power** — The Agency scores 1 Point for each other Agency that has fewer cards in its Laboratory.
3. **Breakthrough Categories** — The Agency scores 1 Point for each other Agency that has fewer Breakthrough symbols in any Breakthrough category. Space Agencies receive Development Points for each particular Breakthrough category separately.

The player whose Space Agency has received the most Development Points is the winner of the Cold War!

- If there is a tie, use the total level of all unused Control Cards as a tiebreaker.

# JFK (The Solo Variant)

In the solo variant, you take the role of president John F. Kennedy, leading your country and its space program in a historical Space Race epoch against the united powers of the Eastern bloc. Everything is up to you. Will you win the race?

## Game Setup

1. **Prepare the Deck** — Shuffle all the Space Race Cards and place them in the centre of the play area.
2. **Create the Universe:**
  - a. Take 4 cards from the top of the Deck and arrange them next to the Deck according to their type (Propaganda first, Technology

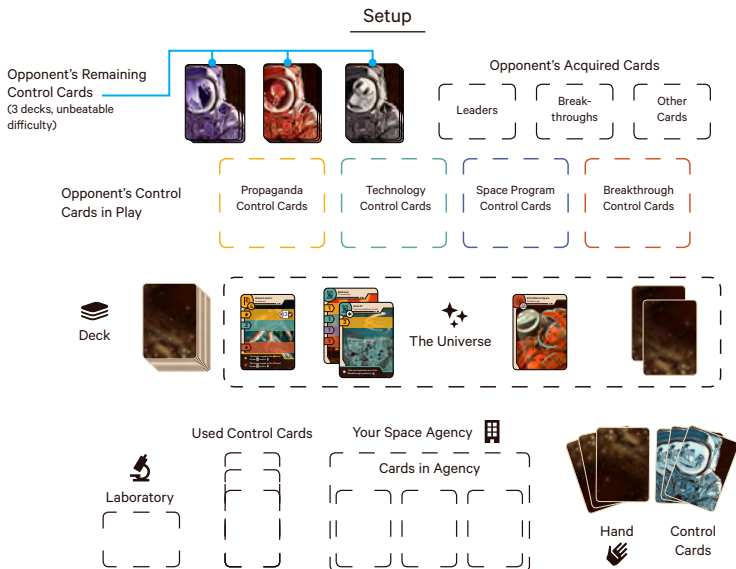
second, Space Program third, and Breakthrough last).

b. Finally, put 2 cards from the Deck face down next to the other cards in the Universe.

3. **Take 1 set of 12 Control Cards.**

4. **Draw 4 Space Race Cards** from the Deck.

5. **Set up your opponent** — Prepare 1, 2, or 3 complete sets of Control Cards for standard, challenging or unbeatable difficulty. Shuffle each of them separately and put them face down on the table (see the picture below).



## Gameplay

Just like in the standard variant, the game takes place during 7 rounds, each of them divided into three Phases:

### 1. **Phase 1: Manage the Agency**

Both you and your opponent prepare Control Cards.

### 2. **Phase 2: Develop the Agency**

You develop your Space Agency using abilities on your cards. Your opponent just takes cards from the Universe.

### 3. **Phase 3: Prepare for the Next Decade**

You may put cards from your Hand face down into the Universe.

## Phase 1: Manage the Agency

1. **Plan Development** — Choose one of your remaining Control Cards and put it in your Space Agency.
2. **Unexpected Opportunities** — Turn all the face-down cards in the Universe face up and place them among the other cards in the Universe according to their type.
  - Shuffle all cards of a particular type in the Universe if one or more cards were added among them during this step (shuffle them and return them to the Universe).
3. **Your Opponent Plays Control Card(s):**
  - Take the top Control Card from each of your opponent's Control Cards' deck(s) and put it

face up into the appropriate section (see the picture on the previous page).

- If there already is one or more Control Cards in the section, add the current card to it.
- Your opponent's Control Cards stay in place for the rest of the game.

## Phase 2: Develop the Agency

You play this phase in the same way as in the standard variant. Your opponent, however, resolves his turns according to the rules below and on the next page.

1. **Resolve Stages** (check the special rules below and on the next page).
2. **Resolve Bureaucracy** (only you perform this step).
3. **Emergency Financing** — If you have no cards in Hand, draw 1 card from the Deck.
4. **Eastern Bloc Pushes Forward** — For each of the first four Stages (Propaganda, Technology, Space Program, and Breakthrough), if your opponent's level is at least twice that of yours, he puts one additional card from the Deck into his acquired cards pile.
5. Is it the end of the 7th round? If yes, move on to the Scoring.

### Special Rules for the Opponent

The opponent is always active in all (and only those) Stages for which he has already played an appropriate Control Card (even in previous rounds).

- On his turn, your opponent always takes the bottom card of the current Stage from the Universe and puts that card into a corresponding pile of his acquired cards (see the picture on page 20).
- If there are no cards in the Stage for your opponent to take, he takes the bottom card from the most recent Stage with at least one card. If no cards are in any of the previous Stages, he takes the top card from the Deck instead.

**The opponent's level** in a Stage is equal to the sum of the levels on all Control Cards for a given Stage he has already played.

- All of your opponent's Control Cards contribute towards his Agency level for the rest of the game.
- You determine your Stage level in the same way as in the standard variant (sum up all the levels connected to the ongoing Stage on all cards in your Agency and on your current Control Card).
- If your opponent's level in the current Stage is higher than yours, he performs his turn before you. Otherwise, you play the whole Stage (using all abilities you can/wish) and then let your opponent perform his turn.

Treat all cards your opponent has taken from the Universe as though they were in his Lab. This means that you can reach them using cards such as Espionage or Rosetta Mission.

## Phase 3: Prepare for the Next Decade

The last phase of the solo variant is played in nearly the same way as in the standard variant:

### 1. **Clever Investments:**

- You may put any number of cards from your Hand face down into the Universe.
- The Hand limit at the end of this step is 7.
- If you don't put any cards in the Universe during this step, put 1 card from the Deck face down into the Universe instead. Do not look at it!

### 2. **Unexplored Universe** — Add one additional card face down from the Deck into the Universe for each Stage for which your opponent has already played one or more Control Cards.

- For example, if the opponent has Propaganda and Breakthrough Control Cards, add 2 more cards into the Universe face down.

### 3. **True Visionaries** — Shuffle the face-down cards in the Universe and turn 2 of them face up.

- Arrange these cards according to their types in the Universe.
- Preserve the order of face-up cards in the Universe. Always add new cards on the top of those already there.

Then enter a new round (decade) of the space conquest by moving on to Phase 1: Manage the Agency.

## End of the Game & Scoring

You gain Development Points in the same way as you would in the standard variant (i.e. you score Points for the total level of your Agency, for cards in your Laboratory, and for every Breakthrough category in which your opponent does not have more symbols).

### Your opponent gains Development Points for:

1. Acquired Leader Cards and Breakthrough Cards, which count as 2 Points each.
2. Other acquired cards, which count as 1 Point each.

Your opponent does not score any Development Points for:

- Having any Breakthrough symbols.
- His Space Agency level.
- His Control Cards.

Whoever has received the most Development Points is declared the winner.

- If there is a tie, the opponent is the winner.  
*“Better luck next time, Mr. President.”*



# FAQ

- **Can I have more than one Leader in my Agency?**



No, see the explanation on page 6.

- **Can I have the same card in my Agency more than once?**

Yes.

- **Do I have to use the exact number of cards written in the centre of the abilities?**

No. Players may draw, discard, or move as many cards as they wish as long as the number of cards does not exceed the number given by the ability.

- **If there is, for example, a  zone icon in a text in one of my card's bottom section, which player's  zone is meant?**

Unless explicitly stated in a card's text, all icons on your cards refer to your own zones.

- **Is it possible to use both abilities on the level 1 Technology Control Card or level 1 Space Program Control Card at the same time during my turn?**


No. These cards contain two separate abilities. Players have to use one of them first and then wait before it is their turn again to use the other ability.

- **Can I change the Breakthrough symbol duplicated by the Area 51 card?**

Yes, you can change it anytime, even before the Scoring.

- **What card can I get with the ability of the Saturn V Technology card?**

This ability allows you to take a Breakthrough card

with the  symbol from the Universe and put it into your Agency. If there is no such a card in the Universe you do not get any other card.

- **Can I use the Bureaucracy effect on the level 1 Propaganda Control Card to return the same card (level 1 Propaganda) back to my unplayed Control Card supply?**

No.

- **Do special effects on cards such as UFO Investigation, Lunokhod, Project Mercury, or Project SETI include the cards themselves?**

Yes.

- **If I have the Carl Sagan leader card, may I choose how many cards in the Universe to turn face up?**

No. You can only choose which card will be turned face up but not how many.

- **What is the maximum amount of Breakthrough symbols that the Planet Nine Confirmed Breakthrough card can have?**

4. One for every category present in at least one .

- **What if there are no more cards in the Deck?**

In such a case, the financial crisis hits the markets and the following rule applies: Whenever a player should draw a card but cannot because there are no cards left in the deck, he, instead, scores 0.5 Development Points per card not drawn as a result of using the ability. Use good old pen & paper to track these points... *as there's no money left to be spent on efficient IT infrastructure in a time of such crisis.*



# Thanks

Thanks a lot to all playtesters, especially to Bara, Brona, Cipis, Daniela, Dino, Drasha, ECAN, Eleanor, Ella, Evka, Fisa, Gary, Jakub Janok, Jakub Stefan, Jiri Steidl, Jiri Zlatohlavek, Joe62, Kacenka, Kame, Karol, Koukou, Krapnik, Kristynka, Kubik, Kure, Ludolph314, Martin, Martin Hanke, Michael Kolarik, Michal, Michal Drga alias MIA.VIII, Michal Hanke, Murder.exe, Oliver, Pavka, ProObability, Radek Barta, Rosa, Simca, Sime, Sisi, Tom Cassy' Petru, Tyna, Vena, Viktor, Viktor Bem, Vincenzo Dolce, Vit Vajcner, Vrtak, Wayd 3, and ok227 for their extraordinary help with the game development!

Thanks a lot to the whole BGG community, especially to Daniel Länsimies, Capn, Stoobie, Serhiy Saf, John, Steve, Stephanie Prince, Peter Zoche, Eric Etkin, Niklas Hook, Blake Womack, Katerina Janotova, Nick Kopp, henry flower, George Monnat Jr, Petr Base, Corry Damey, Jean-François Lassonde, Justus Kelloniemi, and also to Deskoheřni klub Brno, and Deskoheřni klub Olomouc for their outstanding cooperation, feedback, and recommendations!

Thanks a lot to the wonderful Kickstarter community, especially to Agnes Koltay, Andrea Cecchetti, Ann-Charlotte Eriksen, Bernardo A. Gonzalez, Boris Karl, Brian Kirchoff, Cédric Toëlen, Da Sibi, Daniel Heinrich, Dariusz Cymerys, Denis Marques da Silva, Dreamitdoit, Fermin Uribetxebarria, Florian Mirtschin, Giele Van den Berghe, Guilherme Pinto, Hilbert Elzen, Jacob Gunness, Marlon (A boardgame life), Marlon Kruis, Martin Handl, Martin Laporte, Martí Cabré, Matteo Volpi, Matthijs van Wolferen, Moi41319, MyMeeples, Nnexus, Pedro Augusto Pessoa, ROBERT, Rafael Jose Pardo Macias, Scott Stai, Sasha, Sean Guilfoyle, Shin Hyunsik, Silvia Wipfler, Thijs van den Hoven, Thomas Million, Thomas Schauer, Tim Bottiger, Timo Spiekermann, Tobias Lunte, Tomasz Waldowski, Vojtech Spacir, Zdenek Petruj, and Zsolt Farkas for their support, help, energy, and unbelievable amount of inspiration!

Extra special thanks to Doug Vakoch, James Carpenter, Jan Hrabina, Jiri Fiala, Kew, Lubos Zbranek, Martin Pulicar, Michal Hanke, Ondrej Valka, Pamela Gay, Silvacek Sisi, and Vladimir Polidar. Without your amazing help, the game would have never ever become more than an idea!

# Credits

## Space Race: The Card Game

### Game Design & Development:

Jan Soukal, Marek Loskot, and Michal Mikeš

**Artwork:** Dalibor Krch

**Graphic Design:** Zak Eidsvoog

Published by Boardcubator.

<http://boardcubator.com>

© 2016 Boardcubator s.r.o. All rights reserved.

# Game Summary





## Game Setup

1. **Prepare the Deck** of Space Race Cards.
2. **Create the Universe:** Take 4, 5, or 6 cards (for a 2-, 3-, or 4-player game) from the top of the Deck and arrange them next to the Deck according to their type. Then put 2 cards from the Deck face down next to them.
3. **Give the Initiative Marker** to the player who went stargazing most recently or choose who will play first.
4. **Give each player 1 set of 12 Control Cards** that belong to 1 of the 4 competing factions (NASA, ESA, Russia, and Private Sector).
5. **Deal Space Race Cards** from the Deck: **3 cards** to the 1st player (the one with the Initiative Marker), **4 cards** to the 2nd player (clockwise), and **5 cards** to other players.

## Scoring

The player with the most Development Points wins. These are awarded for:

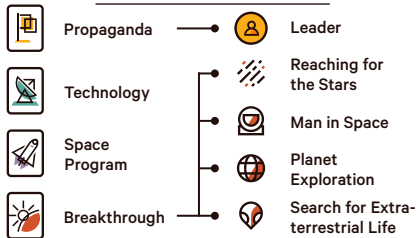
1. **Total Space Agency Level** — sum of all the levels (colored numbers) on cards in the Agency except for Control Cards.
2. **Laboratory Power** — 1 Development Point for each card in the Laboratory.

3. **Breakthrough Categories** — 6 Development Points for every Breakthrough category , , , and  in which the Agency has the most symbols (or is tied for the lead).

## Zones & Abilities



## Card Types & Subtypes



## Abilities



- Immediate Action**  
Resolve when the card is placed in your .
- Bureaucracy**  
Resolve at the end of each round.
- Special Effect:** See the card's bottom section.

## Gameplay

The game takes place over 7 rounds. Each round is divided into three Phases:

### Phase 1: Manage the Agency

1. Choose a Control Card and put it face down in the Agency.

2. Turn the chosen Control Cards and the face-down cards in the Universe face up.

### Phase 2: Develop the Agency

1. Propaganda Stage (players with Propaganda Control Card).
2. Technology Stage (players with Technology Control Card).
3. Space Program Stage (players with Space Program Control Card).
4. Breakthrough Stage (players with Breakthrough Control Card).
5. Resolve Bureaucracy : (all players).
6. Players without cards in their Hands draw 1 card.
7. Is it the end of the 7th round? If yes, move on to Scoring.

### Phase 3: Prepare for the Next Decade

1. Place Space Race Cards face down into the Universe for the next round.
2. Add cards from the Deck face down into the Universe, if necessary.
3. Shuffle the face-down cards in the Universe and reveal 1 card in a 2-player game or 2 cards in a 3- or 4-player game.
4. Move the Initiative Marker clockwise.

**Do you want the rules and a card reference sheet in another language?**

Download them at [boardcubator.com/games/spacerace/languages/](http://boardcubator.com/games/spacerace/languages/)

**Do you have a question about rules?**

Post it on the Space Race Facebook page [facebook.com/spaceracecardgame](https://facebook.com/spaceracecardgame)  
or just hit us by e-mail at [info@boardcubator.com](mailto:info@boardcubator.com)

**Are you sleeving cards?**

Check out how to customize the foam insert to fit your sleeved cards  
at [boardcubator.com/games/spacerace/customize-insert/](http://boardcubator.com/games/spacerace/customize-insert/)

**Stay in touch!**

Subscribe to our newsletter at [boardcubator.com](http://boardcubator.com)

Follow us on [facebook.com/spaceracecardgame](https://facebook.com/spaceracecardgame)  
and [twitter.com/boardcubator](https://twitter.com/boardcubator)



**by boardcubator**

© 2016 Boardcubator s.r.o. All rights reserved.