



**SKYLINE
EXPRESS
BAGS AND BELONGINGS**

RULEBOOK



GAME SETUP

Follow the standard game setup.

Beginning with the first Passengers from the left of each row, place a Luggage token of a corresponding colour on every other Passenger of each row of the Main Hall.

Each player receives a Luggage Compartment board and places it beside their Carriage board.



Place the additional Action tile from the expansion and place it in the Ticket Office space of the Main Board. From this moment players have access to an extra 5th Action apart from the 4 Actions visible in the Ticket Office.

GAME PLAY

The gameplay is similar to the base game with a few changes listed below.

Picking Passengers


When picking a Passenger tile with a Luggage token on it, place the Passenger as usual in one of the available seats in your Carriage. Put the Passenger's luggage in any available place, in one of the rows in the Luggage Compartment.

Each row in the Luggage Compartment can store luggage of one colour only.

A Personas luggage token (white) can be used as ANY color.

In case a player can no longer add another luggage (e.g. all rows in the Luggage Compartment are full or are in a different colour than the new luggage token) it is discarded. When a row is filled with 3 Luggage tokens of the same colour, a player receives one of 2 bonuses - **scores 2 VP or retrieves 1 Action token** - depending on which row is filled.

Upon completing two adjacent rows, a player receives **1 Ticket token** and puts it on a dedicated place in his Luggage Compartment. (Ticket tokens can be used according to their standard rules).



Performing Actions

With this expansion, players can perform one more type of action by using 1 Action token as normal.



That's not my luggage - discard the Luggage you just picked and choose a Luggage of any colour, then place it in the Luggage Compartment.

SOLO MODE

The solo mode plays according to the solo rules from the base game with a few changes listed below.


Automa fills its luggage compartment from top to bottom. First filling the first row, then the second etc. **The colors of the luggage tokens are irrelevant to the Automa.**

Automa gains 3 points for EVERY filled row and gains a ticket token for filling two adjacent rows.

Automa always prioritizes Passengers with luggage tokens on them.

Changes to the Automa tiles:

SECTION 1




Whenever picking a Persona tile pick one with a luggage token on it (if possible).

SECTION 1



Automa takes the first matching Passenger from the left with a luggage token on it (if possible).

SECTION 3



If the indicated passenger doesn't have a luggage token, pick the first Passenger with a luggage token (from the left or right - depending on the direction of the arrow).