

Ruminant



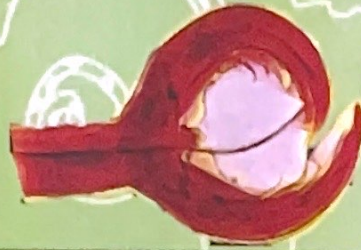


<i>Haemonchus contortus</i>	
Common Name	Barberpole worm
Infective Stage	Third-stage larva (L3)
Habitat	Abomasum
Mode of transmission	Ingestion of Third-stage larva (L3)
Diagnostic Specimen	Feces
Diagnostic State	Egg in feces

*** zoonosis โรคติดต่อจากสัตว์สู่คน ***



<i>Haemonchus placei</i>	
Common Name	Barberpole worm
Infective Stage	Third-stage larva (L3)
Habitat	Abomasum
Mode of transmission	Ingestion of Third-stage larva (L3)
Diagnostic Specimen	Feces
Diagnostic State	Egg in feces




<i>Mecistocirrus digitatus</i>	
Common Name	Stomach worm
Infective Stage	Third-stage larva (L3)
Habitat	Abomasum
Mode of transmission	Ingestion of Third-stage larva (L3)
Diagnostic Specimen	Feces
Diagnostic State	Egg in feces

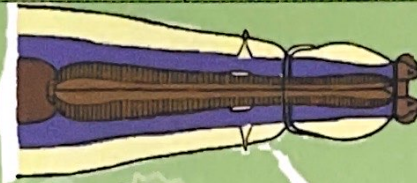


<i>Toxocara vitulorum</i>	
Common Name	Small intestine roundworm
Infective Stage	Infective egg within have second-stage larvae (L2)
Habitat	Small intestine
Mode of transmission	Ingestion of infective egg within have second-stage larvae (L2)
Diagnostic Specimen	Feces / Tissue biopsy
Diagnostic State	Egg in feces

*** zoonosis โรคติดต่อจากสัตว์สู่คน ***



<i>Strongyloides papillosus</i>	
Common Name	Intestinal threadworm
Infective Stage	Third-stage larva (L3)
Habitat	Small intestine
Mode of transmission	Infect ruminants lactogenically / percutaneously
Diagnostic Specimen	Feces
Diagnostic State	Egg in feces



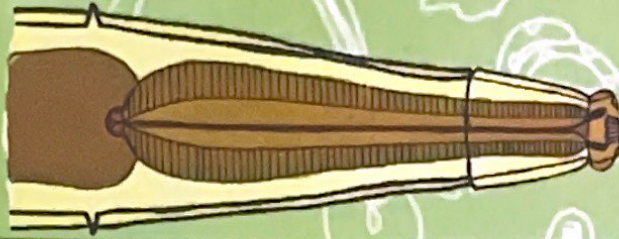
<i>Desophagostomum radiatum</i>	
Common Name	Large intestine roundworm
Infective Stage	Third-stage larva (L3)
Habitat	Colon
Mode of transmission	Ingestion of Third-stage larva (L3)
Diagnostic Specimen	Feces
Diagnostic State	Egg in feces



<i>Trichuris globulosa</i>	
Common Name	Whipworm
Infective Stage	Third-stage larva (L3)
Habitat	Large intestine
Mode of transmission	Ingestion of Third-stage larva (L3)
Diagnostic Specimen	Feces
Diagnostic State	Egg in feces



<i>Trichuris ovis</i>	
Common Name	Whipworm
Infective Stage	Third-stage larva (L3)
Habitat	Large intestine
Mode of transmission	Ingestion of Third-stage larva (L3)
Diagnostic Specimen	Feces
Diagnostic State	Egg in feces



<i>Oesophagostomum colubianum</i>	
Common Name	Large intestine roundworm
Infective Stage	Third-stage larva (L3)
Habitat	Colon
Mode of transmission	Ingestion of Third-stage larva (L3)
Diagnostic Specimen	Feces
Diagnostic State	Egg in feces



<i>Bunostomum trigonocephalum</i>	
Common Name	Sheep hookworm
Infective Stage	Third-stage larva (L3)
Habitat	Small intestine
Mode of transmission	Ingestion of Third-stage larva (L3)
Diagnostic Specimen	Feces
Diagnostic State	Egg in feces



<i>Bunostomum phlebotomum</i>	
Common Name	Cattle hookworm
Infective Stage	Third-stage larva (L3)
Habitat	Small intestine
Mode of transmission	Ingestion of Third-stage larva (L3)
Diagnostic Specimen	Feces
Diagnostic State	Egg in feces

