

# RIFTFORCE

A card game for 2 players,  
ages 10 and up, which plays in approx. 30 min.

## HOW IT BEGAN

The Rifts changed our world. Villages were torn apart, the Riftforce emerged and spread across the land. What once seemed lifeless began to rise and awake. Flames leapt from campfires and waves poured out of their riverbeds. Even the sun and moon left their footprints in the ground.

Gifted individuals came forward to form the guilds, with the aim of wielding control over these living elementals and gaining greater knowledge about them. While competing for Riftforce these guilds forged temporary alliances to share the unique abilities of their elementals and defend access to the Rifts.

## Now it is your time!

Choose your guilds, combine their powers and rush into battle. Gain Riftforce from the locations you control and all the elementals you destroy until you have enough to ascend to eternal power.

Follow us on:    /1moretimegames

## CREDITS

**Designer:** Carlo Bortolini - **Illustrator:** Miguel Coimbra - **Graphic Concept:** Elena Anna Rieser  
**Graphic Icons:** Christian Schupp - **Graphic Print:** atelier198 - **Developer:** Matteo Lindner  
**Consultant Cultural Sensitivity:** Calvin Wong Tze Loon - **Video animator:** Tobias Lamp

We want to especially thank our families, friends and the 1015 backers who supported Riftforce on Kickstarter.



© 2020 – 1 More Time Games OG  
Nobilegasse 26/13, AT-1150 Vienna  
1moretimegames.com

*All rights worldwide reserved.*

# COMPONENTS

**110 cards:**



**FIRE**



**EARTH**



**LIGHT**



**BACKSIDE  
SUMMONER  
(German)**



**PLANT**



**WATER**



**ICE**



**SHADOW**



**CRYSTAL**



**THUNDERBOLT**



**AIR**



**BACKSIDE  
ELEMENTALS**

**10 guilds (1 summoner + 9 elementals each)  
(bilingual)**



**5 locations**



**2 score track halves**



**3 overviews  
(bilingual)**

**28 tokens:**



**25 damage**




**2 Riftforce  
markers**



**1 start  
marker**

## GOAL OF THE GAME



Destroy your opponent's elementals and control locations along the Rift to gain Riffforce. The player with the most Riffforce at the end of the game wins!

## GUILDS

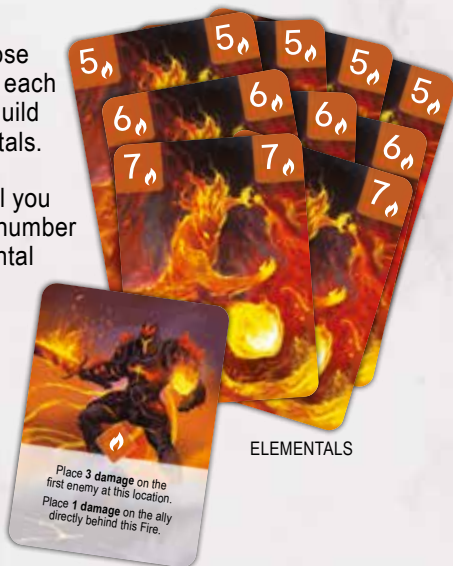
At the beginning of the game you choose 4 guilds each, with which you will face each other in the battle for Riffforce. Each guild consists of 1 summoner and 9 elementals.

In the upper corners of each elemental you can find a number and a symbol. The number represents the life points of the elemental and the symbol indicates its guild.

- 4 elementals show the number five.
- 3 elementals show the number six.
- 2 elementals show the number seven.

All elementals of a guild have the same ability which is described on their summoner.

The opponent's elementals are referred to as "enemies" and your own elementals are referred to as "allies".



ELEMENTALS

SUMMONER

## SETUP GUILD SELECTION

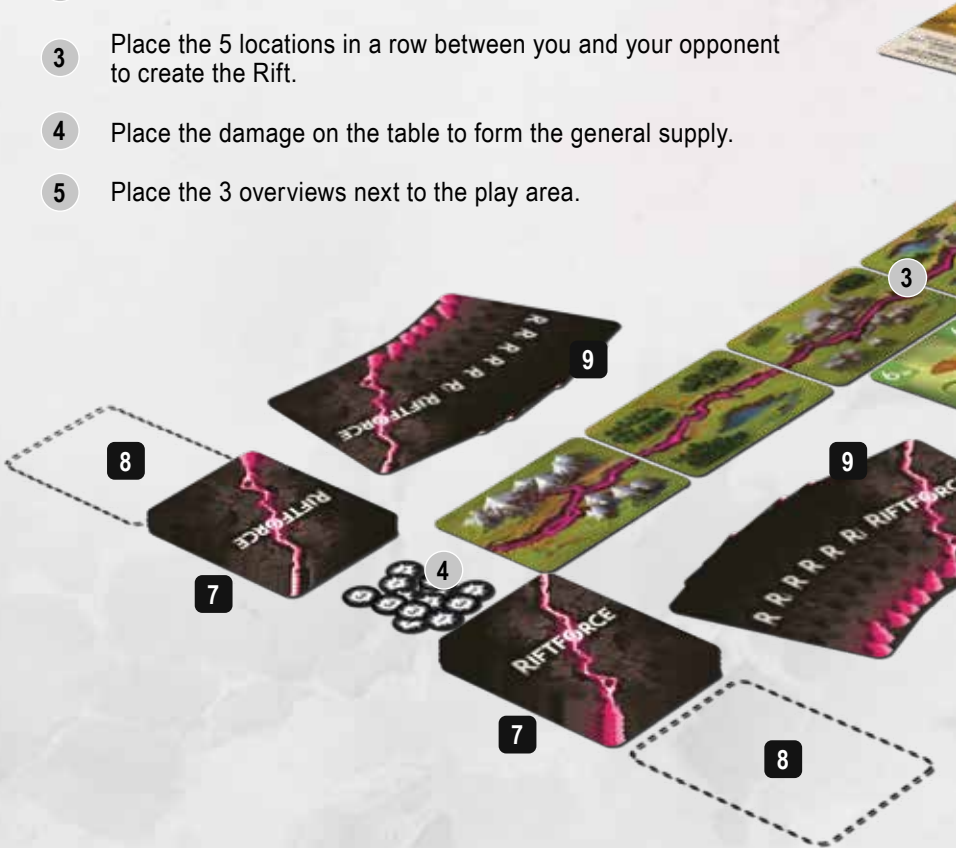
Shuffle the 10 summoners and randomly remove 1 of them. Then each of you draws 1 random summoner. Display the remaining 7 summoners in a line. Choose 1 Riffforce marker each.

Determine who starts to select their next summoner by tossing the start marker. Then proceed in turn, selecting 1 summoner alternately until you each have 4 summoners.

Remove the last summoner. Place both removed summoners and their elementals back into the game box. These guilds will not be used in this game.

## SETUP GENERAL

- 1 Place the 2 halves of the score track next to each other so the numbers are in ascending order. Choose which side of the cards you want to use depending on your table size.
- 2 Place your Riffforce markers next to the score track.
- 3 Place the 5 locations in a row between you and your opponent to create the Rift.
- 4 Place the damage on the table to form the general supply.
- 5 Place the 3 overviews next to the play area.





## SETUP PERSONAL

- 6** Select your guilds as described in the Guild Selection (page 3). Display your 4 summoners next to the score track. Place the start marker next to it if you started in the Guild Selection.
- 7** Collect all 36 elementals of your 4 guilds. Shuffle them together thoroughly and then place them face down to form your draw pile.
- 8** Leave some room next to your draw pile for your discard pile which will form during the game.
- 9** Draw 7 elementals from your draw pile to form your starting hand.
- 10** The player **without** the start marker, afterwards places the top elemental of their draw pile face up at the middle location.

## GAMEPLAY

The player **with** the start marker begins the game.  
Perform **1** action alternately.

There are 3 different actions:

- A) Play
- B) Activate
- C) Check & Draw



### A) PLAY

Play **up to 3** elementals from your hand to locations on your side of the Rift.  
They must either all show the same symbol **or** all show the same number.

You can play these elementals either individually to adjacent locations **or** together in an order of your choice all to the same location.

If you are playing elementals to adjacent locations, you can only play 1 elemental per location.

Note that the outermost locations on both ends are **not** considered adjacent to each other.

If you play elementals to a location with previously played elementals present, place the new elementals on top, ensuring the numbers and symbols of all elementals are clearly visible.



symbol option



number option

*Eve wants to play 3 elementals at once so she can either play the 3 Light elementals (symbol option) or the 3 elementals with the number five (number option). She chooses the number option.*

Eve wants to play the 3 elementals individually to adjacent locations. After playing the Fire and the Plant she must play the Light, as the 3rd elemental, to either of the marked locations, so the elementals are adjacent.



Carl, as his first action, played 3 Air elementals to the same location.



As an alternative Eve could have played all 3 elementals in an order of her choice at any location.

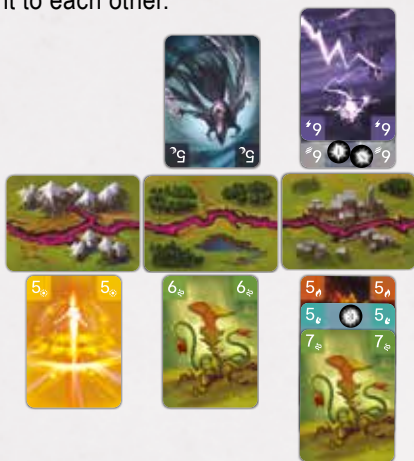


## B) ACTIVATE

First discard 1 elemental from your hand face up onto your discard pile. Activate **up to 3** elementals that either all show the same number **or** all show the same symbol as the just discarded elemental. The elementals you activate can be at any location and do **not** have to be adjacent to each other.



Eve discards a Plant with the number five and now could activate up to 3 Plants (symbol option) or up to 3 elementals with the number five (number option).



When you activate an elemental, it uses the ability described on its guild's summoner. You **must** resolve all steps of the ability in order from top to bottom as much as you can.

When elementals change their position through abilities they are placed at the last position of the new location.

With most abilities you will place damage on the „first enemy”. This is the elemental closest to the location. Take the damage from the general supply.

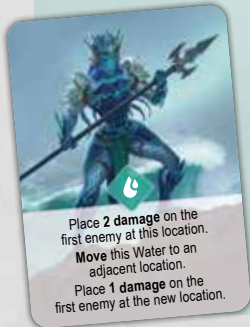
When you activate an elemental, resolve its ability completely and then check if you destroyed any elementals before activating your next elemental.

If the damage total on an elemental is equal to or higher than its number, that elemental is destroyed. You gain **1 Riffforce** for each destroyed enemy. Move your Riffforce marker forward on the score track accordingly.

If an ability places more damage on an elemental than is needed to destroy it, the excess damage is **not** carried over to the next elemental.



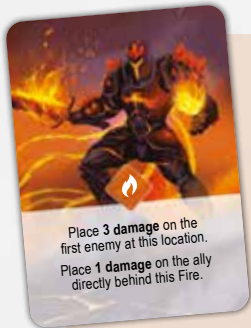
*Eve chooses the number option. With the Water she places 2 damage on the Air, Since there were already 2 damage on the Air the new total is 4 damage. Then Eve moves the Water to the left where she places 1 damage on the Shadow.*



*In these examples we dyed the damage in the colour of the elemental who is inflicting it.*



Your opponent places the destroyed elemental face up on their discard pile and returns the damage on it back into the general supply.




Next Eve activates the Fire and places 3 damage on Carl's Air and 1 damage on her own Plant with the number seven.




That is sufficient damage to destroy the Air.



Eve gains 1 Riffforce for the destroyed Air.



Last Eve activates the Light. As there are no enemies at the Light's location the damage is lost.



She then removes 1 damage from the Water with the Light's ability.



## C) CHECK & DRAW

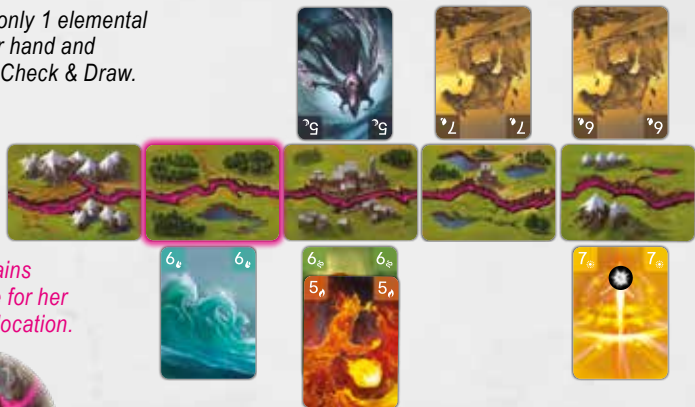
You can only choose this action if you have **less** than 7 elementals in your hand.

Check if you control any of the locations. You control a location if at least 1 of your elementals and **no** enemy is present there. You gain **1 Riffforce** for each controlled location. Move your Riffforce marker forward on the score track accordingly.

If you choose this action **only you** can gain Riffforce even if your opponent controls locations at that moment.

Now draw elementals from your draw pile until you have 7 elementals in your hand.

*Eve has only 1 elemental left in her hand and chooses Check & Draw.*



*Eve gains  
1 Riffforce for her  
controlled location.*



*Then Eve draws  
6 elementals to bring  
her hand back to  
7 elementals.*



## GAME END

As soon as you reach 12 Riftforce the game end is triggered. Finish your action completely. If you started the game your opponent still takes 1 action. If your opponent started, the game ends immediately. That way both of you get the same amount of actions.

The player with the most Riftforce wins!

In case of a tie, both of you perform another action and afterwards check if there is still a tie. If the tie remains, repeat this step until the tie is broken and a winner is declared.



## FAQ GENERAL

*You are ready to play Riftforce – should a question arise during the game you can most likely find the answer here.*

You may play / activate identical cards that show the same number and the same symbol.

If you gain more than 12 Riftforce flip your Riftforce marker on the +12 side and continue from the start of the score track.

*Play:* Elementals played in previous rounds **don't** influence which elementals you can play or where you can play them.

*Activate:* The number of an elemental is **not** changed by the damage that is placed on it.

You may activate an elemental even without an enemy to target. That damage is simply lost.

*Check & Draw:* Should your draw pile run out of elementals simply shuffle your discard pile and place it face down to form your new draw pile. Continue to draw until you have 7 elementals in hand.

*Discard pile:* The players may **not** look through the discard piles during the game.

## FAQ GUILDS



*Ice:* If there is only 1 enemy at the same location as the Ice it is both the first enemy and the last enemy at the same time.



*Light:* The Light can remove damage from an elemental at any location even without being present there.



*Fire:* Even other Fire elementals are affected by the ally damage of the Fire ability. If this damage destroys an ally, your opponent gains Riffforce as usual.



*Crystal:* If your Crystal is destroyed, your opponent gains 2 Riffforce in total, unless your opponent destroys your Crystal with a Shadow, then they gain 3 Riffforce in total instead.



*Water:* The Water **cannot** stay at the same location. The outermost locations are **not** adjacent. That means that a Water activated at these locations must move a location closer to the middle.



*Air:* The Air **cannot** stay at the same location. Place 1 damage each onto the first enemy at the left, same and right location.



*Shadow:* The Shadow **cannot** stay at the same location. If you destroy an enemy with the Shadow you gain 2 Riffforce in total, if you destroy a Crystal you even gain 3 Riffforce in total instead.



*Plant:* The ability of the Plant targets only 1 enemy on the left **or** the right location of that Plant's location. The Plant **cannot** target enemies on its own location.



*Thunderbolt:* When you destroy an enemy with the Thunderbolt use its ability again immediately. This effect can only trigger **once** per Thunderbolt and activation. The effect does **not** count as activation itself.



*Earth:* The Earth is the only elemental with an effect that is triggered immediately when you play it. For each played Earth place 1 damage on each enemy at the same location immediately. This effect **cannot** be triggered again. When you activate the Earth, place 2 damage on the first enemy.