



“ We spend our childhood wanting to be adults but
then we spend our adulthood wanting to be children. ”



—Someone wise, old, and famous

Rulebook

☆ ≡ What's included ≡ ☆

25 Character Cards Illustrated by Carolyn Frank





90 Character Trait Cards

(3 different types)



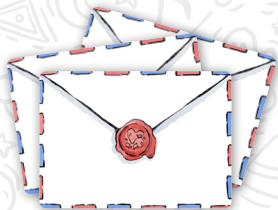
150 Direction Cards

(1, 2, and 3 points)



20 reversible Point Tokens

(1 point & 5 points)



50 Episode Cards



6 Character TV Stands



1 R.E.M.O.T.E Card



Hello from the designer ☆



What is this game?

Love, Career & Magic is an collaborative storytelling party game where the goal is to have fun and laugh with a lot of people. This is not a serious or competitive game. It's meant to be played with friends over some drinks on a relaxing night.

The most important rule

Everything in this game is flexible. Including the rules and the Character Card details.

Feel free to add your own house rules to change things up as you see fit. This is your party afterall. Don't let a book tell you what to do.

Background lore

Read me out loud

Welcome to a fantastical world where mythological creatures like orcs, elves, and dragons roam free in peace. All creatures in this world live their lives as we humans do in our world—complete with day jobs, hobbies, and dreams.

We will play as members of a reality TV show called **SHAREHOME** where the only thing that matters is the season's ratings. The executives of the show are trying to instill chaos into the narrative by giving out directions for your group to follow.

You must work together to achieve the highest possible ratings or risk being canceled!



Game setup

Takes less than five minutes!



STEP 1



Place the **Directions Cards**, **Episode Cards**, and **Point Tokens** in the center of the table so that everyone can reach them.

- Place a phone on the table with a timer set to three minutes so that everyone can see it.
- Draw two cards from each of the Directions Decks and place them below their respective decks.
- Draw one card from the Episode Deck and place it face-up for all to see. This will be episode one.

STEP 2




Each player chooses a **Character Card** to play as.



- It doesn't matter which character you pick, choose whoever appeals to you.
- Place the card into the TV stand for all to see.

Each player draws three random **Character Trait Cards**.

- Draw one from each of the three different Character Trait Decks.
- Keep these cards face-up for all to see.
- This is your Character Arc. It is worth ten points if you can complete it.



All players introduce themselves.

- Feel free to change any of the character details.



The goal: achieve high ratings

You have three minutes per episode to complete as many Direction Cards as you can **as a group**.

Fulfilled Character Arcs are worth ten points **per player**.





Game rules



Each round is only three minutes!

STEP 1



Draw an Episode Card and place it face-up for all to see.



- Set a timer on a phone for three minutes.
- Time starts as soon as someone says something.

STEP 2



Complete as many Direction Cards as you can before the timer runs out!

- Place completed cards next to the current Episode Card.
- Draw a new card as soon as you complete one.
- There is no turn order. You are playing in real-time.

STEP 3

When the timer rings, collect all the completed cards into a single pile and place it to the side.

Repeat from step one until you've played four rounds. Feel free to discard any Direction Cards at the beginning of each round.

Direction Cards FAQ

- To "complete" a Direction Card, you must say what your character is doing.
- Example: "my character eats the soup" / "I shoot my bow."
- Director's cards are worth one point, Producer's are worth two points, and the Showrunner's are worth three points.
- Direction Cards from the Producer need two different players to participate. The second player must answer, "What happens?"
- If another player completes the card you were eyeing before you could say something, place a Point Token on the card and say what you were going to anyway.



Callbacks

Starting from episode two, you can do Callbacks.

- Anytime a player makes a reference to something that happened in a previous episode, place a Point Token on that Episode Card for an extra point!
- There is no limit to the number of Callbacks you can make.
- The tokens are double sided—one point and five points. Flip a token to the five side should you run out.
- Feel free to use the tokens for any other house rules you add.



Two golden rules

1. Everything must make sense.

It does not matter how convoluted or far-fetched your story is—it must make sense. You shouldn't be just reading the cards.

2. The rule of “Yes, and...”

If something is said, it is true unless it directly contradicts something else that was already said.

Character Arcs

- Each completed Character Arc is worth ten points.
- You may complete your cards in any order you wish.
- You may only complete one Character Trait Card per episode.
- Flip the Character Trait Card over to show that you've done it.



Final scoring

Add up all the points and divide by the total number of players.



35+	Six seasons and a movie
30 - 35	Binge-worthy
25 - 30	Decent mealtime show
15 - 20	If nothing else is on
20 - 25	Shows to fall asleep to
10 - 15	STR8-2-DVD clearance bin
5 - 10	Guilty pleasure trash TV
0 - 5	So bad, it's good cult classic.

An example round



Bizz Haggfeet

14 year old Goblin Banker

Likes calculus, watching pickup artist videos, and playing memory games.

Player one selects Bizz Haggfeet to play as and draws the following Character Trait Cards.

SELFISH

CLONED

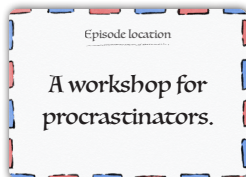
LOVEABLE

Player one introduces themselves:

"Bizz Haggfeet here. Master of numbers, memory whiz, unashamedly selfish, and a haggler extraordinaire. They don't make 'em like me anymore."



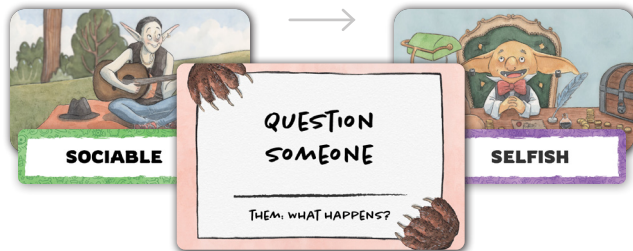
Episode one is drawn and the timer is set for three minutes.



Everyone else introduces themselves. The timer starts when Player two picks up one of the Direction Cards and asks Player one:



"Hey Bizz, you seem knowledgeable about dating. Can I ask you for some advice since the next workshop has been delayed?"



Since it's a Producer's Direction Card, both Players have to speak. Player one (Bizz) answers the bottom, "What happens?" with:

"Dating is like venture capitalism – you invest in many prospects at the same time hoping one of them turns out to be a unicorn."

With that, the card is placed next to the Episode Card. A new card is drawn from the deck and placed face-up on the table.

Player one and Player two flip their Character Trait Cards face-down to show that they've completed them.

Another player, the unicorn, then completes two cards at once:



Notice how there was no Character Trait Card used. This is fine.

Also, notice how Player three didn't elaborate on how they "committed atrocity" and just simply said "I was triggered and committed atrocity." This is also fine.

The two Direction Cards are placed next to the current Episode Card and replenished from the deck.

Another player places a Point Token on the "get drunk" card and says:

"Your drinking and ranting on stage has triggered my cringe-phobia and I start drinking too."



Notice how the player took the "cringe" Character Trait and turned it into "cringe-phobia"—a fake word. Who cares! It was funny so just roll with it.

Play continues until the timer ends. Player three, the unicorn, asks the group: "Was I any of these Character Traits?"

DRAMATIC

CLONED

CHILL

Another player says: "You were definitely dramatic when drunk."

If everyone at the table agrees with you, flip over the Character Trait Card to show that it has been completed.

Reset the timer and draw a new Episode Card. Take a moment to collect your thoughts before starting the timer. Discussing what just happened in this episode before starting the next one can be a good way to ensure that everyone is on the same page.

Repeat this process until you have played four episodes. Discard any Direction Cards that you want to get rid of in between rounds.

After the final episode, add up the total points of the cards. Director's cards are worth one point, Producer's are worth two points, and the Showrunner's are worth three points.

Then add ten points for each player who completed their Character Arcs. Divide by the number of players to calculate your final score. Refer to the chart on page nine to see how you did!

The R.E.M.O.T.E.

OPTIONAL

Reality Editing Module of Tranquil Entertainment

R.E.M.O.T.E. is a consent and safety tool designed to help navigate uncomfortable situations that might arise during gameplay, particularly for people who don't know each other.


It might not be necessary in every game but is included to help ensure that everyone at the table is having a good time.

To interact with the card, gently tap it and clearly announce your chosen action. Everyone at the table must abide by and adhere to your action without fuss.

Script Change

R.E.M.O.T.E. is a simplified tool based on another safety tool called "Script Change" designed by Beau Jággr Sheldon.

For more in-depth details on Script Change and exactly how it can help, please visit briebeau.com/thoughty/script-change or just look up "script change rpg toolbox" in your favorite search engine.



Advanced play

Here are some ways to change up the game for those who want to spice things up or play something even wackier.

Roleplay focused

- Instead of rushing to complete as many Direction Cards as possible in three minutes, draw three random cards and create the most detailed story you can in the same amount of time. All characters must appear in the episode.
- All players must do the same Direction Card but with different interpretations in order to complete it.
- Play without the timer, but every single Direction Card must have a irrefutable connection to the current narrative.

Themed reality TV

- Add a “commentary” round in between episodes where you analyze what happened as a third-party commentator.
- Pick an overarching theme:
 - ◇ Cooking competition. ◇ Compete for money.
 - ◇ Dating show. ◇ Live in the same house.
 - ◇ Survive on the island. ◇ Fashion competition.

OPTIONAL

Change the mechanics

- Play competitively to see who can score the highest.
- Take turns instead of playing in real-time.
- Introduce a voting mechanic where judges can vote players off the show.
- Play as a new character in each episode.
- Play more than four episodes or play more than one season.

Miscellaneous

- Create your own homebrew campaign using the lore and character backgrounds from this game.
- Play a different tabletop roleplaying game with the same characters from this game.
- Play this game using characters from a different tabletop roleplaying game.

If you come up with any interesting ways to play Love, Career & Magic, I would love to hear about it!

You can email me at 1min@unicornwithwings.com or contact me through most social media platforms as @sysifuscorp.

Tips

- You are playing to laugh and have fun with friends, not to win.
- If you notice someone struggling to talk, try to involve them with a Producer's Direction Card.
- Treat the game as if you are sitting around a campfire sharing stories. Use your imagination to connect the various plot lines.
- Don't feel as if you have to talk all the time. It's okay to sit back.
- Build on each other's ideas and keep referring back to them.
- The Showrunner's Direction Card is worth more points, then the Producer's, and the Director's is worth the least.





Thanks for playing!



Link to BGG

If you had fun playing *Love, Career & Magic*, I would appreciate it **so much** if you could leave a review on BoardGameGeek or any other social media you may use.

As an indie game developer, I rely **heavily** on the word of mouth from people like you to stand out in this sea of large corporations and huge marketing budgets.

Thank you so much!



Link to profiles

Wonmin "1min" Lee
Game Designer





Enjoyed the game?

Please leave a review on BoardGameGeek
or on any social media!



[Link to BGG](#)



[Link to profiles](#)