



GAME RULES

INTRODUCTION

You start to travel across different countries and continents. Sometimes you will go by train or by bike, but sometimes you will walk to see more of the country. Your discovery will be full of new experiences, unexpected incidents and challenges. Try to be fast and collect the badges. Let's start the adventure!

THE AIM

You must reach the end as quickly as you can. The first player who reaches the finish cell is the winner. The essential to move quicker are badges - the rewards for answering questions correctly or getting by lucky chance.

GAME COMPOSITION

The game is based on three main compositions:

- board and pawns to print
- culture cards available both in the mobile app and in the file to print
- mobile application: [Culture Crossover Mobile App](#)

To play the game you will need at least one mobile phone to use the app and the dice. You can use the app online or download it on your phone to play offline. Our recommendation is to use two mobile phones - one for the mobile app, one for the dice.

PREPARATION



Recommended number of players is 2-4, but you can play more people if you want.

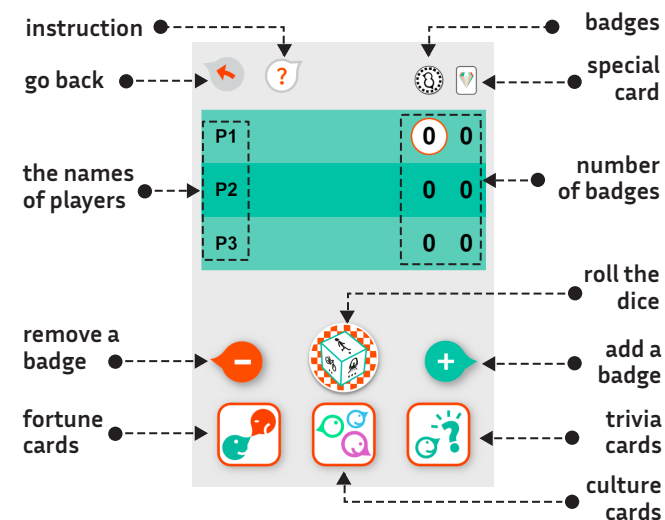
Choose how many countries you want to go through during the game and build the board using this number of country blocks. The shape of the board is up to you. Agree which country block represents which country. Place the pawns on the starting point. Take culture cards of the countries which you will use in the game, put them in the pile and place them next to the country block. **Note:** You don't have to do that, if you use culture cards in the mobile app. Decide on who starts the game and the order of the players in a round.

MOBILE APPLICATION



[Culture Crossover Mobile App](#)

Scan the QR code and go into the app. Click the button "play", select the language. Thereafter you can choose the number of players, write the names of each player and click the button "play".



DICE



[Culture Crossover Dice](#)

PLAYING




Start: This is your starting cell located on the board where you place your pawns on the beginning of the game.

The first player rolls the dice and moves to the respective cell according to the moving points:



Walk: move forward 1 cell
Bike: move forward 2 cells
Train: move forward 3 cells

and accomplish the task as follow:



Culture Card: You travel to take pictures, taste delicious food, see places of interest and get to know more about the different cultures. Draw a card from the pile of the country you are travelling through and answer the question. For each correct answer you get: 1 badge for a multiple choice question and true or false question or 3 badges for an open question. If the answer is incorrect you try again in the next round until you succeed.



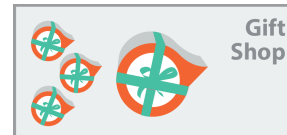
Trivia Card: You are lucky to celebrate the national holiday during your travel. To learn interesting facts about this country, answer the question. For each correct answer you get 1 badge. If the answer is incorrect, you try again in the next round until you succeed.



Fortune Card: You are tired and have doubts about the trip. Draw the card to check what fortune brings you. Follow the instructions on the card.



Crossover: You switch the position with the player closest to the finish. After the switch you continue the game according to the rules. If you are the first on the board, roll the dice again.



Gift shop: You buy souvenirs for your friends and spend a lot of money. Give 1 badge to each player. If you don't have enough badges, you answer the questions from culture cards until you get enough of them. You can answer in one turn, unless you fail.



Money exchange: You prepare yourself to travel to another country. You need to exchange money to do this - you lose 2 badges. If you don't have enough badges, you answer the questions from culture cards until you will get enough of them. You can answer in one turn, unless you fail.



Border control: You are stopped by a border control officer who verifies your documents. As it takes some time, you lose 1 turn.



Finish: The last cell on the board. If you are the first player to reach this cell, you are the winner.



Border: During the travel you cross many borders. Sometimes you stop on it and sometimes you just go forward. To cross the border you need a visa, ticket and insurance. You have to reach 6 badges to get it (2 for each: visa, ticket, insurance). If you have enough badges, you give 6 and continue the game without stopping on the border (standing in the cell according to the result of rolling the dice). If you don't have enough badges, you are stuck on the border and answer the questions from the country you are leaving until you have enough badges to cross the border, but you can answer only one question in one turn. You can choose, if you answer Culture Card or Trivia Card.

THE END

This travel is coming to an end. You visited many countries and learnt a lot about its cultures. Stay curious and see you on the way!

POSSIBLE VARIATIONS OF THE GAME

- 1. Big number of players:** play in pairs or small groups instead of individually.
- 2. Limited time or more dynamic game:** agree for a specific time to answer the question (for instance one minute) and use a timer in the mobile phone.
- 3. International group of players:** during your trip you will meet other travellers. If you stand in the cell where there is already another player, he/she challenges you with a question about his/her country. If you answer correctly, you stay and hang out with each other. If your answer is incorrect, you go back to the previous cell.

Co-funded by the
Erasmus+ Programme
of the European Union

