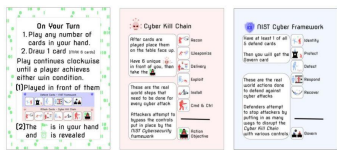


Game Rules

1

Components

12 Reference Cards (4 sets)



1 Data Flag Card
Reference Icon

1 Times Up Card
Reference Icon

1 Game Set Up Card

57 Action Cards (All other cards)

- Defend Cards Icon
- Attack Cards Icon

4

Gameplay

- (1) Play any number of cards and do the effect written on it:
- You may choose to play no cards.
 - Resolve card effects 1 at a time.
 - After cards are resolved they are placed face up in front of you.
 - You may have duplicate copies of cards in front of you.

- (2) Draw 1 Action card
- If you have 7+ cards in your hand remove cards from the game until you are down to 6. These cards are not placed in front of you.

Play continues clockwise, until a player triggers the end game.

If for any reason you have 0 cards and it is not your turn draw 4 cards immediately.

2

Game Set Up

(1) Place the Data Flag, Times Up, Govern, and Action Objective cards to the side.



(2) Deal each player a set of Reference cards (3 cards each).



(3) Place the Game Set Up card in the middle of the table.

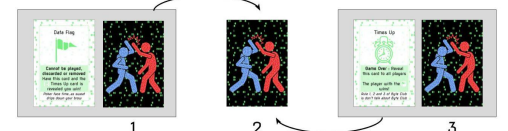


3

Game Set Up

(4) Divide the Action deck into 3 equal piles.

- Shuffle the Data Flag card into a pile and place it on top of another pile.
- Shuffle the Times Up card into the remaining smaller pile and place it on the bottom of the larger pile.



(5) Deal 4 Action cards to each player.

(6) Place the Action deck, Govern card, and Action Objective card around the Game Set Up card.

(7) Select a starting player with a method of your choice.

5

Example Gameplay

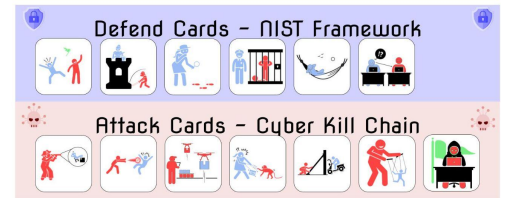


6

End Game

A player wins and the game is over when they meet either of the below conditions.

- The Data Flag card is in your hand and the Times Up card is revealed.
- They have at least 1 of all defend and attack cards in front of them.



The Govern and Action Objective cards can only be acquired into your hand by having all other action cards of the matching type placed in front of you.

Key Tabletopia Controls

In the bottom left hand corner during game play



Click to open rule book

Click to see full controls of Tabletopia

Actions	Controls
Adjust camera position	Left Click & Hold or WASD keys
Adjust camera perspective	Right Click & Hold
Zoom in on card	<ol style="list-style-type: none"> Hover over a card and click space This allows you to better read the card, while not changing its position. Click space button again to unzoom
Deal 4 cards to all players	Right Click Deck >> Deal >> Select 4
Move card	Left Click & Hold on while hovering over a card
Read card	Hover over card and push space bar
Flip card	F key
Put card in your hand	Drag card to bottom of screen until you see blue bar
Draw # card(s)	Right Click Deck >> Draw >> Select #
Secret share cards	<ol style="list-style-type: none"> Drag cards into your player hidden zone Assign visibility to other player. Right click hidden zone >> assign to player by selecting color. Make sure the other player reassigns it back to the original player when they are done looking.